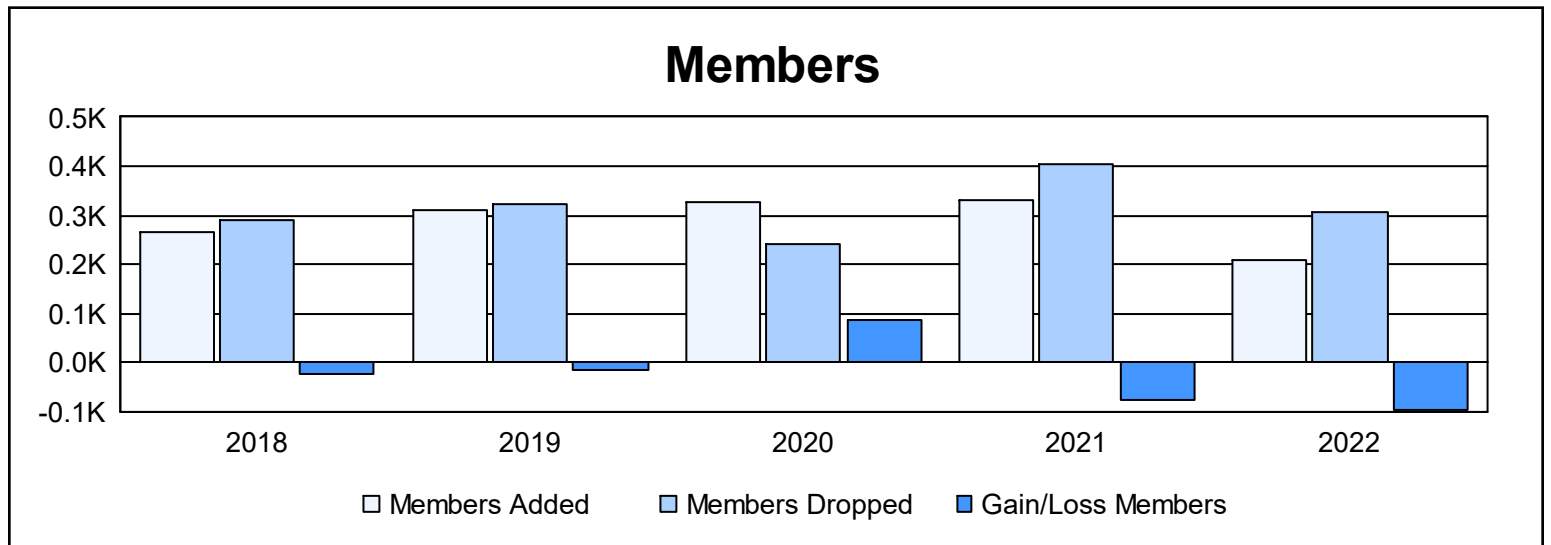
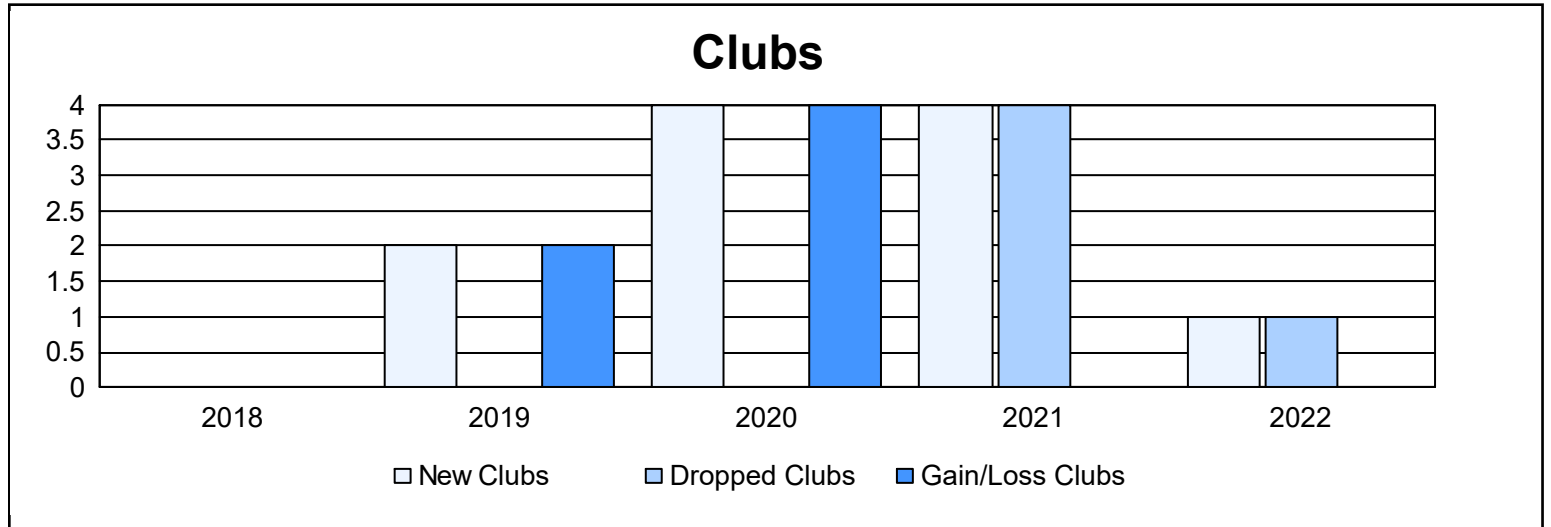
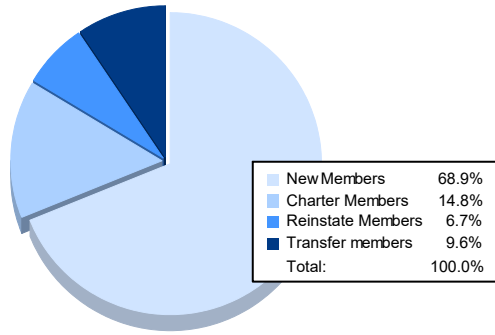


| Year | New Clubs | Dropped Clubs | Gain/ Loss Clubs | New Members | Charter Members | Reinstate Members | Transfer Members | Total Member Added | Total Members Dropped | Gain/ Loss Members |
|----------------|-----------|---------------|------------------|-------------|-----------------|-------------------|------------------|--------------------|-----------------------|--------------------|
| 2017-2018 | 0 | 0 | 0 | 215 | 6 | 26 | 17 | 264 | 289 | -25 |
| 2018-2019 | 2 | 0 | 2 | 222 | 46 | 30 | 11 | 309 | 323 | -14 |
| 2019-2020 | 4 | 0 | 4 | 138 | 147 | 4 | 36 | 325 | 240 | 85 |
| 2020-2021 | 4 | 4 | 0 | 155 | 128 | 16 | 30 | 329 | 406 | -77 |
| 2021-2022 | 1 | 1 | 0 | 144 | 31 | 14 | 20 | 209 | 305 | -96 |
| Average | 2 | 1 | 1 | 175 | 72 | 18 | 23 | 287 | 313 | -25 |



Membership Composition June 2022 Cumulative



Gender Composition June 2022 Cumulative

